



26 Edgewater

321 NE 26th St
Miami, FL 33137

Every month we compile this comprehensive market report focus on 26 Edgewater in this convenient and easy to read format. Our datas comes from more than six different sources including MLS Associations, County Offices and Financial Institutions. Get this report for free every month on our website 26edgewatercondosforsale.com.

Property Stats

POSTAL CODE 33137

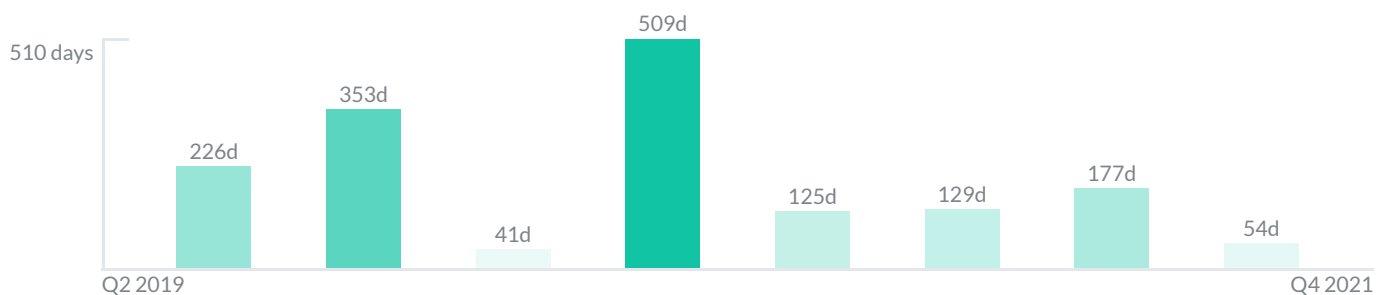
The property stats graph represents the median price evolution since ten years in your postal code area.



Similar Properties

DAYS ON THE MARKET

Everyday 3 months we monitor how many days it takes for similar properties to be sold. This is also a good indicator to know when to buy or sale!

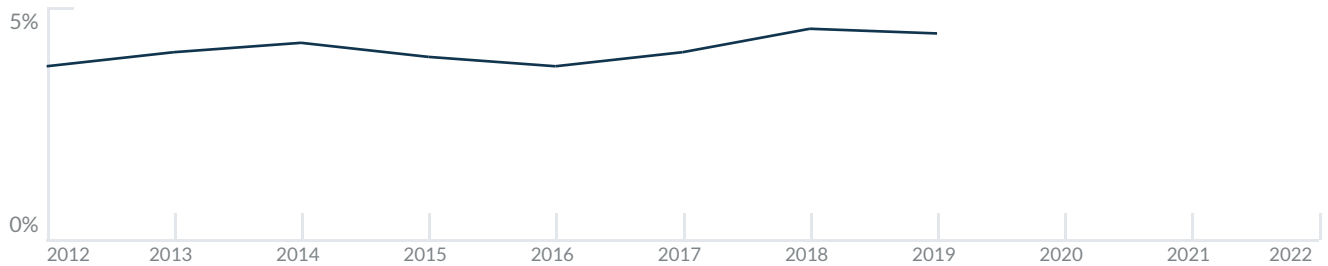


Mortgage Rates

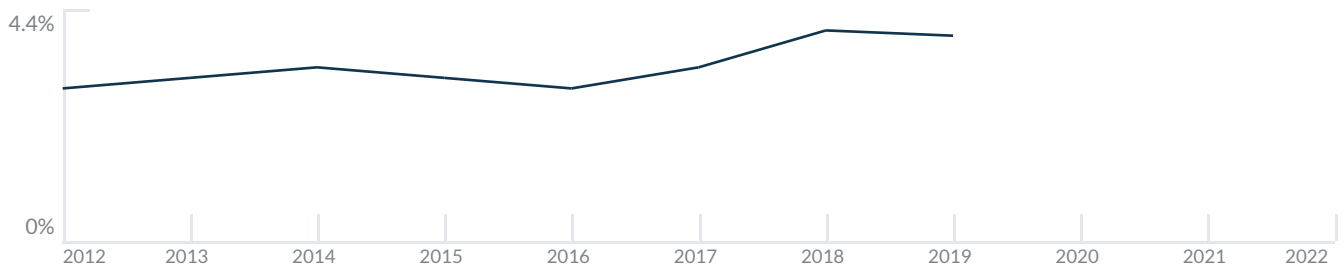
PER YEAR

Understanding mortgage economics is important when you want to buy with a loan. Below is the historical yearly average mortgage rates in the Unites States retrieved from Freddie Mac©

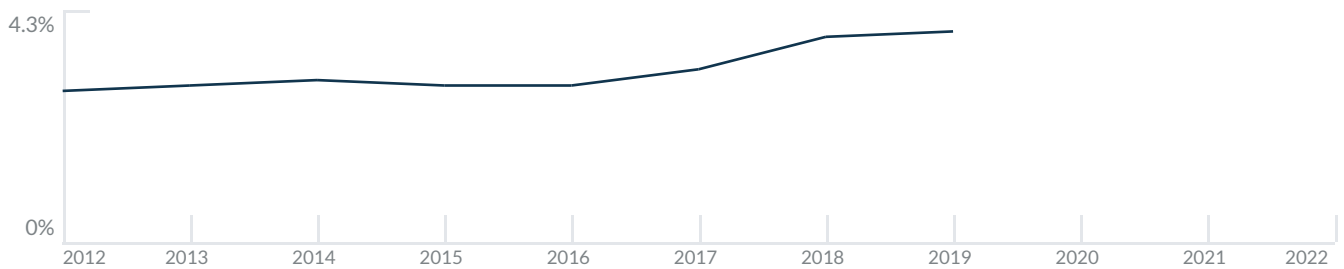
30 YEARS FIXED 4.4%



15 YEARS FIXED 3.9%



5/1-YEAR ADJUSTABLE 3.9%



Schools

CLOSEST

Having good schools nearby is important if you have kids or plan to rent or sell your home. Ratings are retrieved from the leading independent and nonprofit GreatSchools©

ELEMENTARY SCHOOL	MIDDLE SCHOOL	HIGH SCHOOL
School For Advanced Studies in Math	De Hostos Youth Leadership Charter School	Senior High School
10/10	1/10	10/10

Insights

IN 26 EDGEWATER

Below the average listing prices of available unit per property type.

1 BED

N/A

AVERAGE PRICE

0 FOR SALE
2 FOR RENT

% to %

CAP RATE

Yearly net income when rent

2.2%

NEGOTIABILITY

What you can negotiate

0

AVAILABLE

0

SOLD

Sale within the last month

Activity

SOLD OR RENTED

Below the latest transactions reported by the local MLS Association for 26 Edgewater




\$3,000



UNIT 812

RENTED | FEB 2022



\$2,000



UNIT 619

RENTED | NOV 2021



\$275,000



UNIT 809

SOLD | DEC 2021

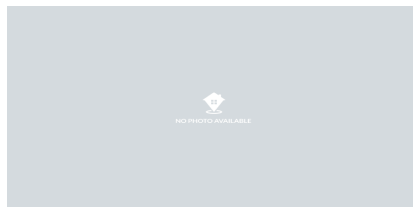


\$270,000



UNIT 616

SOLD | SEP 2021



\$2,200



UNIT 615

RENTED | SEP 2021



\$340,000



UNIT 512

SOLD | SEP 2021

Sold

LAST 20 PROPERTIES SOLD IN 26 EDGEWATER

Unit	Price	Beds/Baths	\$/Sqft	Sqft	Buying Date	Days on Market
809	\$275,000	1/1	\$491.1	560	Nov 2021	54
616	\$270,000	1/1	\$470.4	574	Sep 2021	54
512	\$340,000	2/2	\$417.2	815	Aug 2021	28
603	\$340,000	2/2	\$417.2	815	Aug 2021	573
513	\$259,000	1/1	\$462.5	560	Jul 2021	51
617	\$344,000	2/2	\$422.6	814	Mar 2021	115
502	\$273,000	1/1	\$487.5	560	Mar 2021	143
510	\$339,500	2/2	\$416.6	815	Sep 2020	49
504	\$260,000	1/1	\$464.3	560	Aug 2020	65
619	\$280,000	1/1	\$462.8	605	Jul 2020	260
708	\$250,000	1/1	\$409.8	610	May 2020	509
814	\$1,750	1/1	\$3.1	560	Feb 2020	41
805	\$269,000	1/1	\$480.4	560	Nov 2019	353
512	\$299,000	2/2	\$355.5	841	Jun 2019	226

Rented

LAST 20 PROPERTIES RENTED IN 26 EDGEWATER

Unit	Price	Beds/Baths	\$/Sqft	Sqft	Rented Date	Days on Market
812	\$3,000	2/2	\$3.7	815	Jan 2022	46
619	\$2,000	1/1	\$3.3	605	Nov 2021	10
615	\$2,200	1/1	\$3.9	560	Sep 2021	4
511	\$1,700	1/1	\$3.0	560	Aug 2021	3
611	\$2,100	1/1	\$3.8	560	Aug 2021	32
815	\$1,850	1/1	\$3.0	610	Jul 2021	9
908	\$1,700	1/1	\$3.0	560	Jun 2021	4
614	\$1,800	1/1	\$3.2	560	Jun 2021	21
510	\$2,200	2/2	\$2.7	815	May 2021	1
818	\$1,750	1/1	\$3.1	560	Apr 2021	76
609	\$1,650	1/1	\$2.9	560	Apr 2021	35
610	\$2,350	2/2	\$2.9	815	Apr 2021	105
705	\$1,775	1/1	\$3.2	560	Apr 2021	76
805	\$1,700	1/1	\$3.0	560	Feb 2021	45
601	\$2,250	2/2	\$2.7	821	Jan 2021	37
618	\$1,675	1/1	\$3.0	560	Jan 2021	131
615	\$1,750	1/1	\$3.1	560	Jan 2021	47
812	\$1,950	2/2	\$2.4	815	Jan 2021	146
606	\$1,850	2/2	\$2.3	814	Jan 2021	20
516	\$1,750	1/1	\$3.0	574	Dec 2020	82

Currently Listed

ACTIVE LISTINGS 1/1

Unit	Price	Beds/Baths	\$/Sqft	Sqft	Listing Date	Owner
709	\$3,200/mth	1/1	\$5.7	560	Feb 2022	N/A
711	\$2,500/mth	1/1	\$4.5	560	Feb 2022	N/A